

BUILT
SYSTEMS

**PRODUCT
SPECS**

FLAT MATERIAL HANDLING CART



LOAD CAPACITY

500 lbs




STANDARD SIZES

Height: 18"
Widths: 32" | 40"
Lengths: 48" | 76"

STABILITY

Rigid cold-rolled steel construction
Heavy duty 6" locking swivel casters




STANDARD COLORS

-  RAL 9003 - Signal White
-  RAL 7037 - Dusty Grey
-  OB07 - Matte Black

CUSTOMIZATION

Custom Sizes, Color
and Branding available

STANDARD SURFACES

-  Butcher Block
-  HPL Black
-  HPL White

electrostatic discharge (ESD) options

TECHNICAL

FLAT MATERIAL HANDLING CART


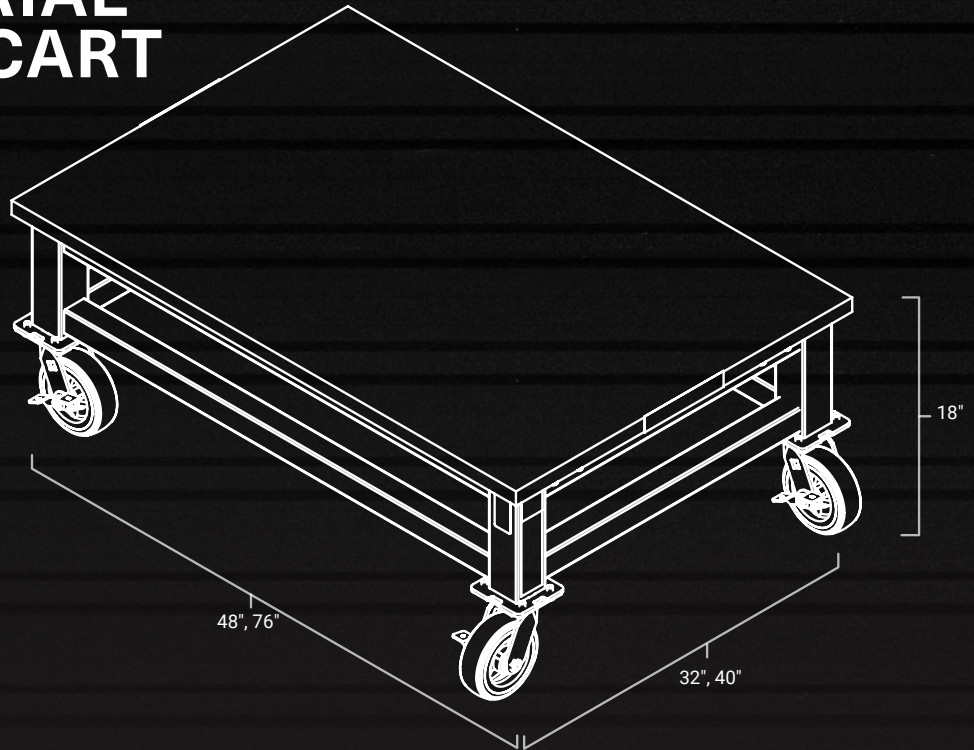


CASTERS

6 in Swivel With Brake
(Rigid Casters Optional)

Polyurethane -
Shore A 80 Durometer

1100 lbs Capacity Each



MECHANICAL SPECS

Carbon Steel ASTM-A513 Construction Including:
2 in square 12 ga Support Tubes
70mm x 70mm 14ga Columns

Specifications may vary based on system configuration and workload.